



EMI Shielding and Thermal Management Materials

**marketingeast**

Authorized Stocking Distributor of Parker Chomerics

## Part Numbering for Extruded Products

Example: 10-04-1687-1215

Part Number:



10 = Extrusion type  
19 = Extrusion type

—



04 = Round  
05 = D-shaped  
06 = P-shaped  
07 = Rectangular  
08 = U-Channel  
09 = Custom  
18 = Co-extrusion  
20 = PSA tape applied  
22 = Die cut  
23 = Kiss cut  
24 = Bonded assembly

—



ZZZZZ = Cross section serial  
number (i.e., 1687)

—



XXXX = Material Type  
(i.e., 1215)

# Extrusion Product Guide

## Materials Guidelines





Elastomer Binder Legend			
Silicone	Fluorosilicone	EPDM	Fluorocarbon/ Fluorosilicone
			

Table 7: Material Guidelines - Military and Commercial								
	Test Procedure (Type of Test)	CHO-SEAL® 1221	CHO-SEAL® 1224	CHO-SEAL® 6502	CHO-SEAL® 6503	CHO-SEAL® 1298	CHO-SEAL® 1285	
Molded (M) or Extruded (E)	--	M	M	M/E	M/E	M/E	M/E	
Conductive Filler	--	Ag	Ag	Ni/Al	Ni/Al	Passivated Ag/Al	Ag/Al	
Elastomer Binder	--	Fluorosilicone	Silicone	Silicone	Fluorosilicone	Fluorosilicone	Silicone	
Type (Ref. MIL-DTL-83528)	--	Type F	Type E	Not Applicable	Not Applicable	Type D	Type B	
Volume Resistivity, ohm- cm, max., as supplied without pressure sensitive adhesive	CEPS-0002 <sup>c</sup> (Q/C)	Not Applicable	Not Applicable	0.150	0.250	Not Applicable	Not Applicable	
	MIL-DTL-83528 (Q/C)	0.002	0.002	Not Applicable	Not Applicable	0.012	0.008	
Hardness, Shore A	ASTM D2240 (Q/C)	75 ±7	65 ±7	65 ±10	74 ±7	70 ±7	65 ±7	
Specific Gravity	ASTM D792 (Q/C)	4.00 ±0.50	3.50 ±0.45	1.85 ± 0.25	2.05 ± 0.25	2.00 ± 0.25	2.00 ± 0.25	
Tensile Strength, psi (MPa), min.	ASTM D412 (Q/C)	250 (1.72)	300 (2.07)	150 (1.03)	150 (1.03)	180 (1.24)	200 (1.38)	
Elongation, % min. or % min./max.	ASTM D412 (Q/C)	100/300	200/500	100 min	65 min	60/260	100/300	
Tear Strength, lb/in. (kN/m), min.	ASTM D624 (Q)	40 (7.00)	50 (8.75)	40 (7.00)	35 (6.13)	35 (6.13)	30 (5.25)	
Compression Set, 70 hrs at 100°C, % max. <sup>(A)</sup>	ASTM D395, Method B (Q)	60	45	30	30	30	32	
Thermal	Low Temperature Flex TR10, °C, min.	ASTM D1329 (Q)	-65	-65	-55	-55	-55	-65
	Maximum Continuous Use Temperature, °C <sup>(B)</sup>	--	160/200	160/200	125	125	160/200	160/200
	Thermal Conductivity, W/m-K (Typical) 300 psi (2.07 MPa)	ASTM D5470	Not Tested	2.8	1.0	0.9	1.2	2.2
Electrical	Shielding Effectiveness, dB, min. <sup>(F)</sup>	Method 1: CHO-TM-TP08 <sup>c</sup> (Q)	Method 2	Method 2	Method 3	Method 3	Method 2	Method 2
	200 kHz (H Field)		70	70	Not Tested	Not Tested	55	60
	100 MHz (E Field)	Method 2: MIL-DTL-83528 Para. 4.6.12 (Q)	120	120	100	95	110	115
	500 MHz (E Field)		120	120	Not Tested	Not Tested	100	110
	2 GHz (Plane Wave)		120	120	110	110	95	105
	10 GHz (Plane Wave)	Method 3: CHO-TM-TP09 <sup>c</sup> (Q)	120	120	85	100	90	100
	40 GHz (Plane Wave)		Not Tested				75	Not Tested
Electrical Stability, ohm-cm, max.								
Regulatory	Heat Aging	CEPS-0002 <sup>c</sup> (Q)	Not Applicable	Not Applicable	0.200 <sup>(H)</sup>	0.250 <sup>(H)</sup>	Not Applicable	Not Applicable
		MIL-DTL-83528 Para. 4.6.15 (Q/C)	0.010	0.010	Not Applicable	Not Applicable	0.015	0.010
	Resistance During Vibration	MIL-DTL-83528 Para. 4.6.13 (Q)	0.010	0.010	Not Applicable	Not Applicable	0.015	0.012
	Resistance After Vibration	MIL-DTL-83528 Para. 4.6.13 (Q)	0.002	0.002	Not Applicable	Not Applicable	0.012	0.008
	Post Tensile Set Volume Resistivity	MIL-DTL-83528 Para. 4.6.9 (Q/C)	0.010	0.010	Not Applicable	Not Applicable	0.015	0.015
EMP Survivability, kA per in. perimeter	MIL-DTL-83528 Para. 4.6.16 (Q)	>0.9	>0.9	Not Applicable	Not Applicable	>0.9	>0.9	
RoHS Compliant	--	Yes	Yes	Yes	Yes	Yes	Yes	
UL 94 Flammability Rating	--	Not Tested	Not Tested	Not Tested	Not Tested	Not Tested	Not Tested	



EMI Shielding and Thermal Management Materials  
**marketingeast**  
 Authorized Stocking Distributor of Parker Chomerics

### Elastomer Binder Legend

Silicone



Fluorosilicone



EPDM



Fluorocarbon/  
Fluorosilicone



continued...Table 7: Material Guidelines - Military and Commercial

		Test Procedure (Type of Test)	CHO-SEAL® 1287	CHO-SEAL® 1215	CHO-SEAL® 1217	CHO-SEAL® 1270	CHO-SEAL® 1273	CHO-SEAL® S6305
Physical	Molded (M) or Extruded (E)	--	M/E	M/E	M/E	M	M/E	M/E
	Conductive Filler	--	Ag/Al	Ag/Cu	Ag/Cu	Ag/Cu	Ag/Cu	Ni/C
	Elastomer Binder	--	Fluorosilicone	Silicone	Fluorosilicone	Silicone	Silicone	Silicone
	Type (Ref. MIL-DTL-83528)	--	Type D	Type A	Type C	Not Applicable	Not Applicable	Not Applicable
	Volume Resistivity, ohm-cm, max., as supplied without pressure sensitive adhesive	CEPS-0002 <sup>c</sup> (Q/C)	Not Applicable	Not Applicable	Not Applicable	0.050	0.004	0.100
		MIL-DTL-83528 (Q/C)	0.012	0.004	0.010	Not Applicable	Not Applicable	Not Applicable
	Hardness, Shore A	ASTM D2240 (Q/C)	70 ±7	65 ±7	75 ±7	40 ±7	65 ±8	65 ±10
	Specific Gravity	ASTM D792 (Q/C)	2.00 ± 0.25	3.50 ±0.45	4.00 ± 0.50	2.90 ± 0.25	3.70 ± 0.25	2.00 ± 0.25
	Tensile Strength, psi (MPa), min.	ASTM D412 (Q/C)	180 (1.24)	200 (1.38)	180 (1.24)	80 (0.55)	175 (1.21)	200 (1.38)
	Elongation, % min. or % min./max.	ASTM D412 (Q/C)	60/260	100/300	100/300	75	75	100
	Tear Strength, lb/in. (kN/m), min.	ASTM D624 (Q)	35 (6.13)	40 (7.00) / 25 (4.38)	35 (6.13)	Not Tested	Not Tested	50 (8.75)
	Compression Set, 70 hrs at 100°C, % max. <sup>(A)</sup>	ASTM D395, Method B (Q)	30	32	35	30	32	30
Thermal	Low Temperature Flex TR10, °C, min.	ASTM D1329 (Q)	-55	-65	-55	-60	-65	-45
	Maximum Continuous Use Temperature, °C <sup>(B)</sup>	--	160/200	125	125	125	125	150
	Thermal Conductivity, W/m-K (Typical) 300 psi (2.07 MPa)	ASTM D5470	Not Tested	2.1	Not Tested	0.8	Not Tested	0.8
Electrical	Shielding Effectiveness, dB, min. <sup>(F)</sup>	Method 1: CHO-TM-TP08 <sup>c</sup> (Q)	Method 2	Method 2	Method 2	Method 3	Method 1	Method 1
		200 kHz (H Field)	55	70	70	Not Tested	Not Tested	Not Tested
		100 MHz (E Field)	110	120	120	80	100	100
		500 MHz (E Field)	100	120	120	80	100	100
		2 GHz (Plane Wave)	95	120	115	70	100	100
		10 GHz (Plane Wave)	90	120	110	70	100	100
		40 GHz (Plane Wave)	75	90	Not Tested	Not Tested	Not Tested	75
	Method 2: MIL-DTL-83528 Para. 4.6.12 (Q)							
Method 3: CHO-TM-TP09 <sup>c</sup> (Q)								
Electrical	Electrical Stability, ohm-cm, max.							
	Heat Aging	CEPS-0002 <sup>c</sup> (Q)	Not Applicable	Not Applicable	Not Applicable	0.100 <sup>e</sup>	0.010	0.250 <sup>e</sup>
		MIL-DTL-83528 Para. 4.6.15 (Q/C)	0.015	0.010	0.015	Not Applicable	Not Applicable	Not Applicable
	Resistance During Vibration	MIL-DTL-83528 Para. 4.6.13 (Q)	0.015	0.004	0.010	Not Applicable	Not Applicable	Not Applicable
	Resistance After Vibration	MIL-DTL-83528 Para. 4.6.13 (Q)	0.012	0.008	0.015	Not Applicable	Not Applicable	Not Applicable
	Post Tensile Set Volume Resistivity	MIL-DTL-83528 Para. 4.6.9 (Q/C)	0.015	0.008	0.015	Not Applicable	Not Applicable	Not Applicable
Regulatory	EMP Survivability, kA per in. perimeter	MIL-DTL-83528 Para. 4.6.16 (Q)	>0.9	>0.9	>0.9	Not Applicable	Not Applicable	Not Applicable
	RoHS Compliant	--	Yes	Yes	Yes	Yes	Yes	Yes
	UL 94 Flammability Rating	--	Not Tested	Not Tested	Not Tested	Not Tested	Not Tested	HB



EMI Shielding and Thermal Management Materials

**marketingeast**

Authorized Stocking Distributor of Parker Chomerics

### Elastomer Binder Legend

Silicone



Fluorosilicone



EPDM



Fluorocarbon/  
Fluorosilicone



continued...Table 7: Material Guidelines - Military and Commercial

	Test Procedure (Type of Test)	CHO-SEAL® 6330	CHO-SEAL® 6370	CHO-SEAL® 6371	CHO-SEAL® 6372	CHO-SEAL® 6308	CHO-SEAL® L6303	
Physical	Molded (M) or Extruded (E)	--	M	E	M	E	M/E	
	Conductive Filler	--	Ni/C	Ni/C	Ni/C	Ni/C	Ni/C	
	Elastomer Binder	--	Silicone	Silicone	Silicone	Silicone	Silicone	Fluorosilicone
	Type (Ref. MIL-DTL-83528)	--	Not Applicable	Not Applicable	Not Applicable	Not Applicable	Not Applicable	Not Applicable
	Volume Resistivity, ohm-cm, max., as supplied without pressure sensitive adhesive	CEPS-0002 <sup>c</sup> (Q/C)	0.250	0.100	0.100	0.750	0.100	0.100
		MIL-DTL-83528 (Q/C)	Not Applicable	Not Applicable	Not Applicable	Not Applicable	Not Applicable	Not Applicable
	Hardness, Shore A	ASTM D2240 (Q/C)	40 ±7	60 ±10	65 ±10	57 ±7	65 ±10	65 ±10
	Specific Gravity	ASTM D792 (Q/C)	1.70 ± 0.25	2.10 ± 0.25	2.00 ± 0.25	1.80 ± 0.25	2.00 ± 0.25	2.20 ± 0.25
	Tensile Strength, psi (MPa), min.	ASTM D412 (Q/C)	120 (0.83)	150 (1.03)	150 (1.03)	150 (1.03)	200 (1.38)	150 (1.03)
	Elongation, % min. or % min./max.	ASTM D412 (Q/C)	75	100	100	100	75	60
	Tear Strength, lb/in. (kN/m), min.	ASTM D624 (Q)	Not Tested	35 (6.13)	Not Tested	35 (6.13)	40 (7.00)	35 (6.13)
Compression Set, 70 hrs at 100°C, % max. <sup>(A)</sup>	ASTM D395, Method B (Q)	25	40	40	30	30	25	
Thermal	Low Temperature Flex TR10, °C, min.	ASTM D1329 (Q)	-40	-45	-40	-40	-60	-45
	Maximum Continuous Use Temperature, °C <sup>(B)</sup>	--	150	150	150	150	150	
	Thermal Conductivity, W/m-K (Typical) 300 psi (2.07 MPa)	ASTM D5470	0.6	0.9	1.1	Not Tested	Not Tested	0.8
Electrical	Shielding Effectiveness, dB, min. <sup>(F)</sup>	Method 1: CHO-TM-TP08 <sup>c</sup> (Q)  Method 2: MIL-DTL-83528 Para. 4.6.12 (Q)  Method 3: CHO-TM-TP09 <sup>c</sup> (Q)	Method 3	Method 1	Method 1	Method 1	Method 1	Method 1
	200 kHz (H Field)		Not Tested	Not Tested	Not Tested	Not Tested	Not Tested	Not Tested
	100 MHz (E Field)		75	100	100	80	100	100
	500 MHz (E Field)		75	100	100	80	100	100
	2 GHz (Plane Wave)		70	95	80	80	100	100
	10 GHz (Plane Wave)		70	95	80	80	100	100
	40 GHz (Plane Wave)		0.6	Not Tested	Not Tested	Not Tested	Not Tested	Not Tested
Regulatory	Electrical Stability, ohm-cm, max.							
	Heat Aging	CEPS-0002 <sup>c</sup> (Q)	0.250 <sup>(e)</sup>	0.250 <sup>(e)</sup>	0.250 <sup>(e)</sup>	0.850 <sup>(e)</sup>	0.250 <sup>e</sup>	0.250 <sup>e</sup>
		MIL-DTL-83528 Para. 4.6.15 (Q/C)	Not Applicable	Not Applicable	Not Applicable	Not Applicable	Not Applicable	Not Applicable
	Resistance During Vibration	MIL-DTL-83528 Para. 4.6.13 (Q)	Not Applicable	Not Applicable	Not Applicable	Not Applicable	Not Applicable	Not Applicable
	Resistance After Vibration	MIL-DTL-83528 Para. 4.6.13 (Q)	Not Applicable	Not Applicable	Not Applicable	Not Applicable	Not Applicable	Not Applicable
	Post Tensile Set Volume Resistivity	MIL-DTL-83528 Para. 4.6.9 (Q/C)	Not Applicable	Not Applicable	Not Applicable	Not Applicable	Not Applicable	Not Applicable
	EMP Survivability, kA per in. perimeter	MIL-DTL-83528 Para. 4.6.16 (Q)	Not Applicable	Not Applicable	Not Applicable	Not Applicable	Not Applicable	Not Applicable
	RoHS Compliant	--	Yes	Yes	Yes	Yes	Yes	Yes
	UL 94 Flammability Rating	--	V-1	V-0	V-0	V-1	Not Tested	Not Tested



EMI Shielding and Thermal Management Materials

**marketingeast**

Authorized Stocking Distributor of Parker Chomerics

### Elastomer Binder Legend

Silicone



Fluorosilicone



EPDM



Fluorocarbon/  
Fluorosilicone



continued...Table 7: Material Guidelines - Military and Commercial

	Test Procedure (Type of Test)	CHO-SEAL® 1310	CHO-SEAL® 1350	CHO-SEAL® 0860	CHO-SEAL® 0862	CHO-SEAL® S6600	
Molded (M) or Extruded (E)	--	M	M/E	E	E	M	
Conductive Filler	--	Ag/Glass	Ag/Glass	Carbon	Carbon	Carbon	
Elastomer Binder	--	Silicone	Silicone	Silicone	Silicone	Silicone	
Type (Ref. MIL-DTL-83528)	--	Not Applicable	Type M <sup>(I)</sup>	Not Applicable	Not Applicable	Not Applicable	
Volume Resistivity, ohm-cm, max., as supplied without pressure sensitive adhesive	CEPS-0002 <sup>c</sup> (Q/C)	0.010	Not Applicable	3	24	7	
	MIL-DTL-83528 (Q/C)	Not Applicable	0.006	Not Applicable	Not Applicable	Not Applicable	
Hardness, Shore A	ASTM D2240 (Q/C)	70 ±10	65 ±7	70 ±5	70 ±5	75 ±7	
Specific Gravity	ASTM D792 (Q/C)	1.80 ± 0.25	1.90 ± 0.25	1.28 ±0.30	1.20 ±0.30	1.20 ±0.25	
Tensile Strength, psi (MPa), min.	ASTM D412 (Q/C)	200 (1.38)	200 (1.38)	500 (3.45)	600 (4.14)	650 (4.48)	
Elongation, % min. or % min./max.	ASTM D412 (Q/C)	100	100/300	75	100	70	
Tear Strength, lb/in. (kN/m), min.	ASTM D624 (Q)	Not Tested	30 (5.25)	50 (8.75)	60 (10.51)	Not Tested	
Compression Set, 70 hrs at 100°C, % max. <sup>(A)</sup>	ASTM D395, Method B (Q)	35	30	Not Tested	Not Tested	45	
Low Temperature Flex TR10, °C, min.	ASTM D1329 (Q)	-40	-55	-51	-51	-45	
Maximum Continuous Use Temperature, °C <sup>(B)</sup>	--	160	160	177	177	200	
Thermal Conductivity, W/m-K (Typical) 300 psi (2.07 MPa)	ASTM D5470	Not Tested	1.2	Not Tested	Not Tested	0.6	
Shielding Effectiveness, dB, min. <sup>(F)</sup>	Method 1: CHO-TM-TP08 <sup>c</sup> (Q)	Method 1	Method 2	Not Applicable	Not Applicable	Method 1	
	200 kHz (H Field)	Not Tested	50	Not Tested	Not Tested	Not Tested	
	100 MHz (E Field)	Method 2: MIL-DTL-83528 Para. 4.6.12 (Q)	100	100	Not Tested	Not Tested	80
	500 MHz (E Field)		100	100	Not Tested	Not Tested	80
	2 GHz (Plane Wave)		90	90	Not Tested	Not Tested	60
	10 GHz (Plane Wave)	Method 3: CHO-TM-TP09 <sup>c</sup> (Q)	80	80	Not Tested	Not Tested	50
	40 GHz (Plane Wave)		Not Tested	75	Not Tested	Not Tested	Not Tested
Electrical Stability, ohm-cm, max.							
Heat Aging	CEPS-0002 <sup>c</sup> (Q)	0.010	Not Applicable	Not Tested	Not Tested	7 <sup>(E)</sup>	
	MIL-DTL-83528 Para. 4.6.15 (Q/C)	Not Applicable	0.015	Not Applicable	Not Applicable	Not Applicable	
Resistance During Vibration	MIL-DTL-83528 Para. 4.6.13 (Q)	Not Applicable	0.009	Not Applicable	Not Applicable	Not Applicable	
Resistance After Vibration	MIL-DTL-83528 Para. 4.6.13 (Q)	Not Applicable	0.006	Not Applicable	Not Applicable	Not Applicable	
Post Tensile Set Volume Resistivity	MIL-DTL-83528 Para. 4.6.9 (Q/C)	Not Applicable	0.009	Not Applicable	Not Applicable	Not Applicable	
EMP Survivability, kA per in. perimeter	MIL-DTL-83528 Para. 4.6.16 (Q)	Not Applicable	0.015	Not Applicable	Not Applicable	Not Applicable	
RoHS Compliant	--	Yes	Yes	Yes	Yes	Yes	
UL 94 Flammability Rating	--	HB	Not Tested	Not tested	V-0	Not Tested	



EMI Shielding and Thermal Management Materials

**marketingeast**

Authorized Stocking Distributor of Parker Chomerics

### Elastomer Binder Legend

Silicone



Fluorosilicone



EPDM



Fluorocarbon/  
Fluorosilicone



Table 8: Material Guidelines - Specialty Products

		Test Procedure (Type of Test)	CHO-SEAL® 1401	CHO-SEAL® 1239	CHO-SEAL® 1212	CHO-SEAL® 6435	CHO-SEAL® 6307	CHO-SEAL® 6452
Physical	Molded (M) or Extruded (E)	--	M/E	M	M	M	M	E
	Conductive Filler	--	Ag	Ag/Cu	Ag/Cu	Ag/Ni	Ni/C	Ni/C
	Elastomer Binder	--	Silicone	Silicone & Expd. Cu Foil	Silicone	EPDM	EPDM	EPDM
	Type (Ref. MIL-DTL-83528)	--	Not Qualified	Type G	Type K	Not Applicable	Not Applicable	Not Applicable
	Volume Resistivity, ohm-cm, max., as supplied without pressure sensitive adhesive	CEPS-0002 <sup>c</sup> (Q/C)	Not Applicable	Not Applicable	Not Applicable	0.006	5.000	Not Applicable
		MIL-DTL-83528 (Q/C)	0.010	0.007	0.005	Not Applicable	Not Applicable	0.500
	Hardness, Shore A	ASTM D2240 (Q/C)	45 ±5	80 ±7	85 ±7	80 ±7	75 ±7	70 ±10
	Specific Gravity	ASTM D792 (Q/C)	1.60 ± 0.25	4.75 ± 0.75	3.50 ± 0.45	3.70 ± 0.25	1.90 ± 0.25	1.95 ± 0.25
	Tensile Strength, psi (MPa), min.	ASTM D412 (Q/C)	200 (1.38)	600 (4.14)	400 (2.76)	200 (1.38)	200 (1.38)	200 (1.38)
	Elongation, % min. or % min./max.	ASTM D412 (Q/C)	75	20	100/300	200	75	200
	Tear Strength, lb/in. (kN/m), min.	ASTM D624 (Q)	20 (3.50)	70 (12.25)	40 (7.00)	75 (13.13)	60 (10.51)	55 (9.63)
Compression Set, 70 hrs at 100°C, % max. <sup>(A)</sup>	ASTM D395, Method B (Q)	35	Not Tested	35	40	40	35	
Thermal	Low Temperature Flex TR10, °C, min.	ASTM D1329 (Q)	-55	Not Tested	-45	-40	-45	Pending
	Maximum Continuous Use Temperature, °C <sup>(B)</sup>	--	160/200	125	125	100	100	100
	Thermal Conductivity, W/m-K (Typical) 300 psi (2.07 MPa)	ASTM D5470	0.9	1.9	1.8	1.8	0.6	Not Tested
Electrical	Shielding Effectiveness, dB, min. <sup>(F)</sup>	Method 1: CHO-TM-TP08C (Q)	Method 2	Method 2	Method 2	Method 2	Method 2	Method 3
	200 kHz (H Field)		60	70	70	Not Tested	Not Tested	Not Tested
	100 MHz (E Field)	Method 2: MIL-DTL-83528 Para. 4.6.12 (Q)	100	110	120	105	95	75
	500 MHz (E Field)		100	110	120	100	90	Not Tested
	2 GHz (Plane Wave)		90	110	120	85	85	105
	10 GHz (Plane Wave)	Method 3: CHO-TM-TP09C (Q)	80	110	120	85	85	85
	40 GHz (Plane Wave)		Not Tested	Not Tested	Not Tested	Not Tested	Not Tested	Not Tested
Electrical Stability, ohm-cm, max.								
Regulatory	Heat Aging	CEPS-0002 <sup>c</sup> (Q)	Not Applicable	Not Applicable	Not Applicable	0.0125 <sup>(d)</sup>	10 <sup>d</sup>	Not Applicable
		MIL-DTL-83528 Para. 4.6.15 (Q/C)	0.015	0.010	0.010	Not Applicable	Not Applicable	0.350
	Resistance During Vibration	MIL-DTL-83528 Para. 4.6.13 (Q)	0.015	0.007	0.010	Not Applicable	Not Applicable	Not Applicable
	Resistance After Vibration	MIL-DTL-83528 Para. 4.6.13 (Q)	0.010	Not Applicable	0.005	Not Applicable	Not Applicable	Not Applicable
	Post Tensile Set Volume Resistivity	MIL-DTL-83528 Para. 4.6.9 (Q/C)	0.020	Not Applicable	0.010	Not Applicable	Not Applicable	Not Applicable
EMP Survivability, kA per in. perimeter	MIL-DTL-83528 Para. 4.6.16 (Q)	>0.9	>0.9	>0.9	Not Applicable	Not Applicable	Not Applicable	
RoHS Compliant	--	Yes	Yes	Yes	Yes	Yes	Yes	
UL 94 Flammability Rating	--	Not Tested	Not Tested	Not Tested	Not Tested	Not Tested	Not Tested	



EMI Shielding and Thermal Management Materials

**marketingeast**

Authorized Stocking Distributor of Parker Chomerics

### Elastomer Binder Legend

Silicone



Fluorosilicone



EPDM



Fluorocarbon/  
Fluorosilicone



Table 9: Material Guidelines - Corrosion Resistant Materials

	Test Procedure (Type of Test)	CHO-SEAL® V6433	CHO-SEAL® 6502	CHO-SEAL® 6503	CHO-SEAL® 1298	CHO-SEAL® 1285	CHO-SEAL® 1287	
Molded (M) or Extruded (E)	--	M	M/E	M/E	M/E	M/E	M/E	
Conductive Filler	--	Ag/Ni	Ni/Al	Ni/Al	Passivated Ag/Al	Ag/Al	Ag/Al	
Elastomer Binder	--	Fluorocarbon/ Fluorosilicone	Silicone	Fluorosilicone	Fluorosilicone	Silicone	Fluorosilicone	
Type (Ref. MIL-DTL-83528)	--	Not Applicable	Not Applicable	Not Applicable	Type D	Type B	Type D	
Volume Resistivity, ohm-cm, max., as supplied without pressure sensitive adhesive	CEPS-0002 <sup>c</sup> (Q/C)	Not Applicable	0.150	0.250	Not Applicable	Not Applicable	Not Applicable	
	MIL-DTL-83528 (Q/C)	0.006	Not Applicable	Not Applicable	0.012	0.008	0.012	
Hardness, Shore A	ASTM D2240 (Q/C)	85 ±7	65 ±10	74 ±7	70 ±7	65 ±7	70 ±7	
Specific Gravity	ASTM D792 (Q/C)	4.80 ± 0.25	1.85 ± 0.25	2.05 ± 0.25	2.00 ± 0.25	2.00 ± 0.25	2.00 ± 0.25	
Tensile Strength, psi (MPa), min.	ASTM D412 (Q/C)	400 (2.76)	150 (1.03)	150 (1.03)	180 (1.24)	200 (1.38)	180 (1.24)	
Elongation, % min. or % min./max.	ASTM D412 (Q/C)	50	100 min	65 min	60/260	100/300	60/260	
Tear Strength, lb/in. (kN/m), min.	ASTM D624 (Q)	70 (12.25)	40 (7.00)	35 (6.13)	35 (6.13)	30 (5.25)	35 (6.13)	
Compression Set, 70 hrs at 100°C, % max. <sup>(A)</sup>	ASTM D395, Method B (Q)	45	30	30	30	32	30	
Thermal	Low Temperature Flex TR10, °C, min.	ASTM D1329 (Q)	-25	-55	-55	-55	-65	-55
	Maximum Continuous Use Temperature, °C <sup>(B)</sup>	--	200	125	125	160/200	160/200	160/200
	Thermal Conductivity, W/m-K (Typical) 300 psi (2.07 MPa)	ASTM D5470	2.1	1.0	0.9	1.2	2.2	Not Tested
Electrical	Shielding Effectiveness, dB, min. <sup>(F)</sup>	Method 1: CHO-TM-TP08 <sup>c</sup> (Q)	Method 2	Method 3	Method 3	Method 2	Method 2	Method 2
	200 kHz (H Field)		Not Tested	Not Tested	Not Tested	55	60	55
	100 MHz (E Field)	Method 2: MIL-DTL-83528 Para. 4.6.12 (Q)	105	100	95	110	115	110
	500 MHz (E Field)		100	Not Tested	Not Tested	100	110	100
	2 GHz (Plane Wave)		90	110	110	95	105	95
	10 GHz (Plane Wave)	Method 3: CHO-TM-TP09 <sup>c</sup> (Q)	90	85	100	90	100	90
	40 GHz (Plane Wave)		Not Tested	Not Tested	Not Tested	75	Not Tested	75
Electrical Stability, ohm-cm, max.								
Heat Aging	CEPS-0002 <sup>c</sup> (Q)	0.008 <sup>g</sup>	0.200 <sup>(H)</sup>	0.250 <sup>(H)</sup>	Not Applicable	Not Applicable	0.200 <sup>(H)</sup>	
	MIL-DTL-83528 Para. 4.6.15 (Q/C)	Not Applicable	Not Applicable	Not Applicable	0.015	0.010	Not Applicable	
Resistance During Vibration	MIL-DTL-83528 Para. 4.6.13 (Q)	Not Applicable	Not Applicable	Not Applicable	0.015	0.012	Not Applicable	
Resistance After Vibration	MIL-DTL-83528 Para. 4.6.13 (Q)	Not Applicable	Not Applicable	Not Applicable	0.012	0.008	Not Applicable	
Post Tensile Set Volume Resistivity	MIL-DTL-83528 Para. 4.6.9 (Q/C)	Not Applicable	Not Applicable	Not Applicable	0.015	0.015	Not Applicable	
Regulatory	EMP Survivability, kA per in. perimeter	MIL-DTL-83528 Para. 4.6.16 (Q)	Not Applicable	Not Applicable	Not Applicable	>0.9	>0.9	Not Applicable
RoHS Compliant	--	Yes	Yes	Yes	Yes	Yes	Yes	
UL 94 Flammability Rating	--	Not tested	Not tested	Not tested	Not Tested	Not Tested	Not tested	



EMI Shielding and Thermal Management Materials

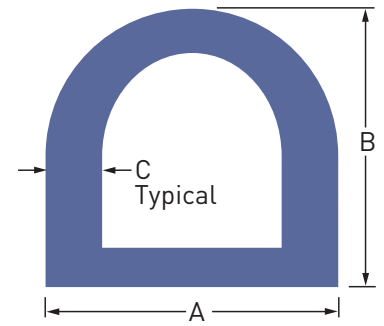
**marketingeast**

Authorized Stocking Distributor of Parker Chomerics

## Profile Description: Hollow D Shape

Table 15: Profiles, Hollow D-Shape (Sorted by "B" Dimension)

Part Number	Nominal Dimension (inch)			Nominal Dimension (mm)		
	A	B	C	A	B	C
19-05-14960-XXXX	0.157	0.076	0.020	3.99	1.93	0.051
19-05-24810-XXXX	0.125	0.093	0.025	3.17	2.36	0.64
19-05-23617-XXXX	0.085	0.095	0.020	2.16	2.41	0.51
19-05-11440-XXXX	0.246	0.145	0.030	6.25	3.68	0.76
19-05-9514-XXXX	0.100	0.148	0.040	2.54	3.76	1.02
19-05-15343-XXXX	0.125	0.156	0.040	3.17	3.96	1.02
19-05-20355-XXXX	0.135	0.156	0.040	3.43	3.96	1.02
10-05-6419-XXXX	0.156	0.156	0.045	3.96	3.96	1.14
19-05-21357-XXXX	0.200	0.156	0.045	5.08	3.96	1.14
19-05-19354-XXXX	0.126	0.185	0.028	3.20	4.70	0.71
19-05-17261-XXXX	0.186	0.186	0.040	4.72	4.72	1.02
10-05-4202-XXXX	0.187	0.187	0.050	4.75	4.75	1.27
19-05-11231-XXXX	0.207	0.187	0.050	5.26	4.75	1.27
19-05-10277-XXXX	0.296	0.187	0.030	7.52	4.75	0.76
19-05-21741-XXXX	0.296	0.187	0.030	7.52	4.75	0.76
19-05-L467-XXXX	0.296	0.187	0.050	7.52	4.75	1.27
19-05-17485-XXXX	0.217	0.188	0.030	5.51	4.78	0.76
19-05-X254-XXXX	0.187	0.227	0.040	4.75	5.77	1.02
19-05-16720-XXXX	0.400	0.230	0.035	10.16	5.84	0.89
19-05-25074-XXXX	0.374	0.235	0.031	9.50	5.97	0.79
10-05-6991-XXXX	0.250	0.250	0.062	6.35	6.35	1.57
10-05-6394-XXXX	0.250	0.250	0.065	6.35	6.35	1.65
10-05-4308-XXXX	0.312	0.312	0.062	7.92	7.92	1.57
19-05-19369-XXXX	0.312	0.312	0.038	7.92	7.92	0.97
19-05-C589-XXXX	0.488	0.312	0.055	12.40	7.92	1.40
19-05-16657-XXXX	0.487	0.324	0.055	12.37	8.23	1.40
19-05-12375-XXXX	0.487	0.324	0.062	12.37	8.23	1.57
10-05-4542-XXXX	0.487	0.324	0.080	12.37	8.23	2.03
19-05-12066-XXXX	0.487	0.324	0.045	12.37	8.23	1.14
19-05-20410-XXXX	0.750	0.324	0.062	19.05	8.23	1.57
19-05-E429-XXXX	0.500	0.500	0.062	12.70	12.70	1.57
10-05-4282-XXXX	0.700	0.600	0.100	17.78	15.24	2.54
19-05-L362-XXXX	0.750	0.750	0.075	19.05	19.05	1.90



### Standard Tolerances (inch)

- <0.200: ±0.005
- 0.200 - 0.349: ±0.008
- 0.350 - 0.500: ±0.010
- >0.500: ±3% Nom. Dim.

Dimensions listed for reference only.

Please see Chomerics drawing for revision-controlled specifications.

Contact **Marketing East** for groove design assistance. (For PSA, change -05 to -20)



EMI Shielding and Thermal Management Materials

**marketingeast**

Authorized Stocking Distributor of Parker Chomerics